




 Journal: Iranian Journal of Science and Technology Transaction B-Engineering

Mark	Journal Title	ISSN	Total Cites	Impact Factor	5-Year Impact Factor	Immediacy Index	Citable Items	Cited Half-life	Citing Half-life
	IRAN J SCI TECHNOL B	1028-6284	114	0.283	0.357	0.128	47	4.1	10.0
Cited Journal  Citing Journal  Source Data Journal Self Cites									

[CITED JOURNAL DATA](#)
[CITING JOURNAL DATA](#)
[IMPACT FACTOR TREND](#)
[RELATED JOURNALS](#)

Journal Information 

Full Journal Title: Iranian Journal of Science and Technology Transaction B-Engineering

ISO Abbrev. Title: Iran. J. Sci. Technol. Trans. B-Eng.

JCR Abbrev. Title: IRAN J SCI TECHNOL B

ISSN: 1028-6284

Issues/Year: 6

Language: ENGLISH

Journal Country/Territory: IRAN

Publisher: SHIRAZ UNIV

Publisher Address: SHIRAZ UNIV, SHIRAZ 71454, IRAN

Subject Categories: ENGINEERING, MULTIDISCIPLINARY

EigenfactorTM Metrics
EigenfactorTM Score
 0.00034
Article InfluenceTM Score
 0.069

 [VIEW CATEGORY DATA](#)

[SCOPE NOTE](#)

 [VIEW JOURNAL SUMMARY LIST](#)

Journal Rank in Categories:  [JOURNAL RANKING](#)

Journal Impact Factor 

Cites in 2010 to items published in: 2009 = 12 Number of items published in: 2009 = 41

2008 = 14 2008 = 51

Sum: 26 Sum: 92

Calculation: Cites to recent items 26 = **0.283**

Cited Half-Life Calculations:

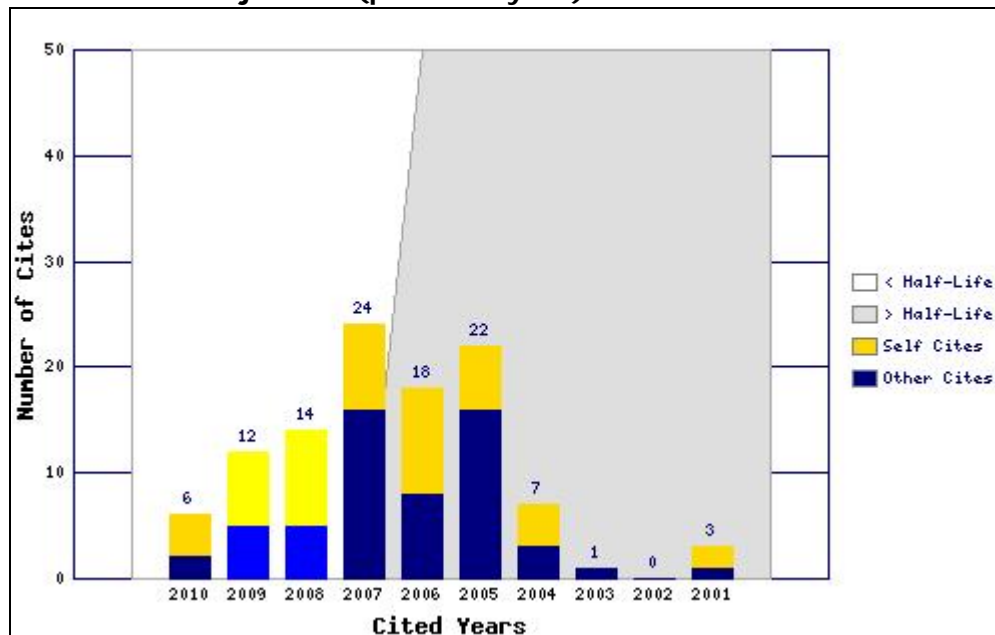
The cited half-life calculation finds the number of publication years from the current JCR year that account for 50% of citations received by the journal. Read help for more information on the calculation.

Cited Journal Graph

[Click here for Cited Journal data table](#)

This graph shows the distribution by cited year of citations to items published in the journal IRAN J SCI TECHNOL B.

Citations to the journal (per cited year)



- The white/grey division indicates the cited half-life (if < 10.0). Half of the journal's cited items were published more recently than the cited half-life.
- The top (gold) portion of each column indicates Journal Self Citations: citations to items in the journal from items in the same journal.
- The bottom (blue) portion of each column indicates Non-Self Citations: citations to the journal from items in other journals.
- The two lighter columns indicate citations used to calculate the Impact Factor (always the 2nd and 3rd columns).

Journal Citing Half-Life

The citing half-life for the journal is the median age of the items the journal cited in the current JCR year. Half of the citations in the journal are to items published within the citing half-life.

Citing Half-Life: 10.0 years

Breakdown of the citations *from the journal* by the cumulative percent of 2010 cites to items published in the following years:

Cited Year	2010	2009	2008	2007	2006	2005	2004	2003	2002	2001	2000-all
# Cites from 2010	8	41	60	73	66	80	75	50	57	59	569
Cumulative %	0.70	4.31	9.58	15.99	21.79	28.82	35.41	39.81	44.82	50.00	100

Citing Half-Life Calculations:

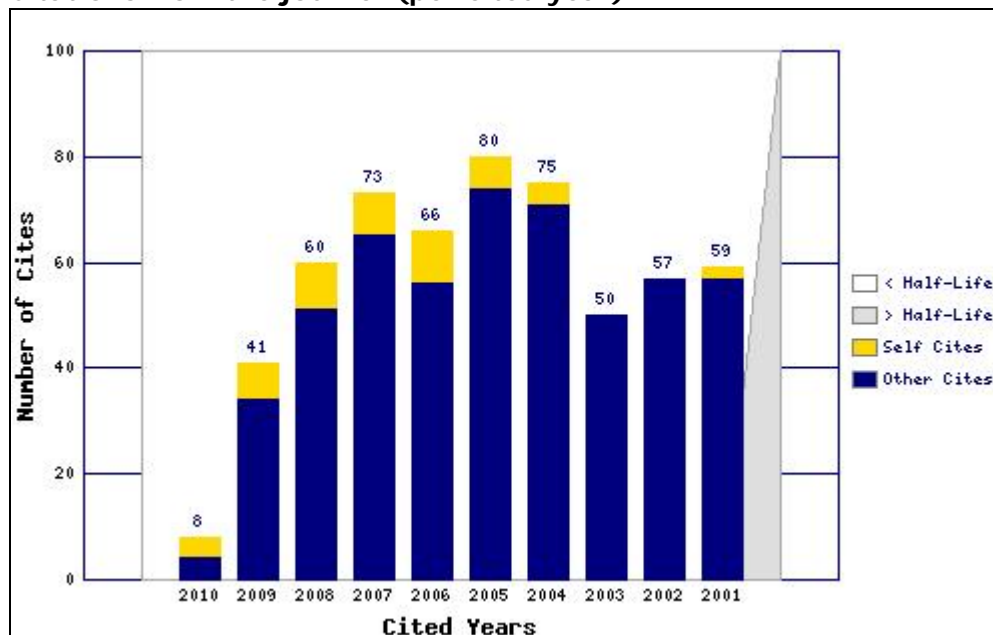
The citing half-life calculation finds the number of publication years from the current JCR year that account for 50% of citations in the journal. Read help for more information on the calculation.

Citing Journal Graph

[Click here for Citing Journal data table](#)

This graph shows the distribution by cited year of citations from current-year items in the journal IRAN J SCI TECHNOL B.

Citations from the journal (per cited year)



- The white/grey division indicates the citing half-life (if < 10.0). Half of the citations from the journal's current items are to items published more recently than the citing half-life.

- The top (gold) portion of each column indicates Journal Self-Citations: citations from items in the journal to items in the same journal.

- The bottom (blue) portion of each column indicates Non-Self Citations: citations from the journal to items in other journals.

Journal Source Data

	Citable items			Other items
	Articles	Reviews	Combined	
Number in JCR year 2010 (A)	47	0	47	0
Number of references (B)	1138	0	1138	0.00
Ratio (B/A)	24.2	0.0	24.2	0.0

[Acceptable Use Policy](#)

Copyright © 2011 Thomson Reuters.



THOMSON REUTERS

Published by Thomson Reuters
